



Band Virtual Learning

8th Grade Percussion

May 15th, 2020











8th Grade Percussion Lesson: May 15th, 2020

Objective/Learning Target:

Students will be identifying and playing both reviewed and new rhythms by counting and clapping or on their instrument.

Review:

NOTE VALUES AND RESTS

Notes	Names	Rests
	Whole	
	Half	
	Quarter	
	Eighth	

Review:

COUNTING METHOD

- When the quarter note receives one count ($\frac{2}{4}$, $\frac{3}{4}$, $\frac{4}{4}$, $\frac{5}{4}$, etc.), use the following measure-wise counting method (pronounced: one and two and three and four and):

1 & 2 & 3 & 4 &

- For the four-fold division of the beat (sixteenth notes) and its variations, use 1 e & a (pronounced: one ee and a):

1 e & a 2 e & a 3 & 4 &

1 & a 2 & a 3 & 4 &

1 e & 2 e & 3 & 4 &

1 (e &) a 2 (e &) a 3 & 4 &

Review:

Remember from last week...

- A *dot* after a note or rest adds half of the value of the note/rest it follows.



Learning New Rhythms!

Go through each line. Set a metronome (free online [HERE](#)), count first, then play.
If you have the ability, record and then play back to review your work!

Use the new Rhythm Keys to work through the new exercises.

Take it one measure at a time. Go Slow and Steady. Always count first!

Rhythm Keys Eighth Note/Two Sixteenth Note Combinations with Rests

The image displays four musical staves in 2/4 time, each with a repeat sign. Below each staff is a rhythmic count. The first staff shows a sequence of eighth notes: quarter, eighth, eighth, quarter, eighth, eighth, quarter. The count is 1 & a 2 e &. The second staff shows a sequence of eighth notes: quarter, eighth, eighth, quarter, eighth, eighth, quarter. The count is 1 e & 2 & a. The third staff shows a sequence of eighth notes: quarter, eighth, eighth, quarter, eighth, eighth, quarter. The count is 1 & a 2 e &. The fourth staff shows a sequence of eighth notes: quarter, eighth, eighth, quarter, eighth, eighth, quarter. The count is 1 e & 2 e &.

Learning New Rhythms!

Rhythm Keys Eighth Note/Two Sixteenth Note Combinations with Rests

3/4

1 e & 2 e & 3 e & 1 & a 2 & a 3 & a 1 & a 2 e & 3 e & 1 & a 2 e & 3 & a

2/4

1 e & 2 e & (a) 1 & a 2 (e) & a 1 (e) & a 2 (e) & a 1 e & (a) 2 e & (a)

Practice: Apply Rhythm Key

Rhythm Key Eighth Note/Two Sixteenth Note Combinations with Rests

1 & a 2 e & 1 e & 2 & a 1 & a 2 e & 1 e & 2 e &

Practice: Apply Rhythm Key

Rhythm Key Eighth Note/Two Sixteenth Note Combinations

1 e & 2 e & 3 e & 1 & a 2 & a 3 & a 1 & a 2 e & 3 e & 1 & a 2 e & 3 & a

Practice: Apply Rhythm Key

Rhythm Key Eighth Note/ Sixteenth Note Combinations

Four musical staves in 2/4 time, each showing a different eighth and sixteenth note combination. The counting cues are: 1 e & 2 e & (a), 1 & a 2 (e) & a, 1 (e) & a 2 (e) & a, and 1 e & (a) 2 e & (a).

A musical staff in 2/4 time showing a sequence of eighth and sixteenth note patterns. The first two measures contain eighth notes, and the last two measures contain sixteenth notes.

A musical staff in 2/4 time showing a sequence of eighth and sixteenth note patterns. The first two measures contain eighth notes, and the last two measures contain sixteenth notes.

A musical staff in 2/4 time showing a sequence of eighth and sixteenth note patterns. The first two measures contain eighth notes, and the last two measures contain sixteenth notes.

Let's Get Crazy!

Use all the counting Skills you have and give this a shot. Some rhythms will be no problem, others might trip you up. Don't give up, and always count first.

The image displays four musical staves, each with a rhythmic pattern of quarter notes and rests. Below each staff is a corresponding counting guide. The first staff is marked with a 4/4 time signature and a C-clef. The patterns are as follows:

- Staff 1:** Quarter, quarter, quarter, quarter. Counting: 1 & 2 & 3 4 or 1 e & a 2 &
- Staff 2:** Quarter, quarter, quarter, quarter. Counting: 1 2 & 3 & 4 or 1 & a 2 e &
- Staff 3:** Quarter, quarter, quarter, quarter. Counting: 1 2 3 & 4 & or 1 & 2 e & a
- Staff 4:** Quarter, quarter, quarter, quarter. Counting: 1 & 2 & 3 & 4 & or 1 e & a 2 e & a

Let's Get Crazy!

1 & 2 & 3 4
 or 1 e & a 2 &

1 2 & 3 & 4
 1 & a 2 e &

1 2 3 & 4 &
 1 & 2 e & a

1 & 2 & 3 & 4 &
 1 e & a 2 e & a



Let's Check Your Work

This video goes through all of the rhythms from this packet. Use this as a resource to check your work and as a way to be able to practice along with someone!

Click [HERE](#) for video.